



# CHINMORE INDUSTRY CO.,LTD

## Specification

1. 2.4 G /5.8G Antenna
2. Part No.: EM-B17.0X76.5-618L
3. Frequency: 2.4~5.8GHz
4. VSWR: 2.0:1
5. Connector: RP SMA M 90°
6. Gain: 3dBi

✘RoHS Compliant

NO	NAME	FINISH	Q'TY	Frequency	2.4G~5.8G	<b>ROHS</b> ISO 9001 ISO 14001
1	RP SMA M RA	AU Platete	1	VSWR	2.0:1	
2	PISTON	AU Platete	1			
3	Coaxial Cable	RG178 Brown	1			
4	熱縮套管	L16.6mmX5	1			
5	熱縮套管	L19mmX4	1			
6	TUP	4.4X23mm	2			

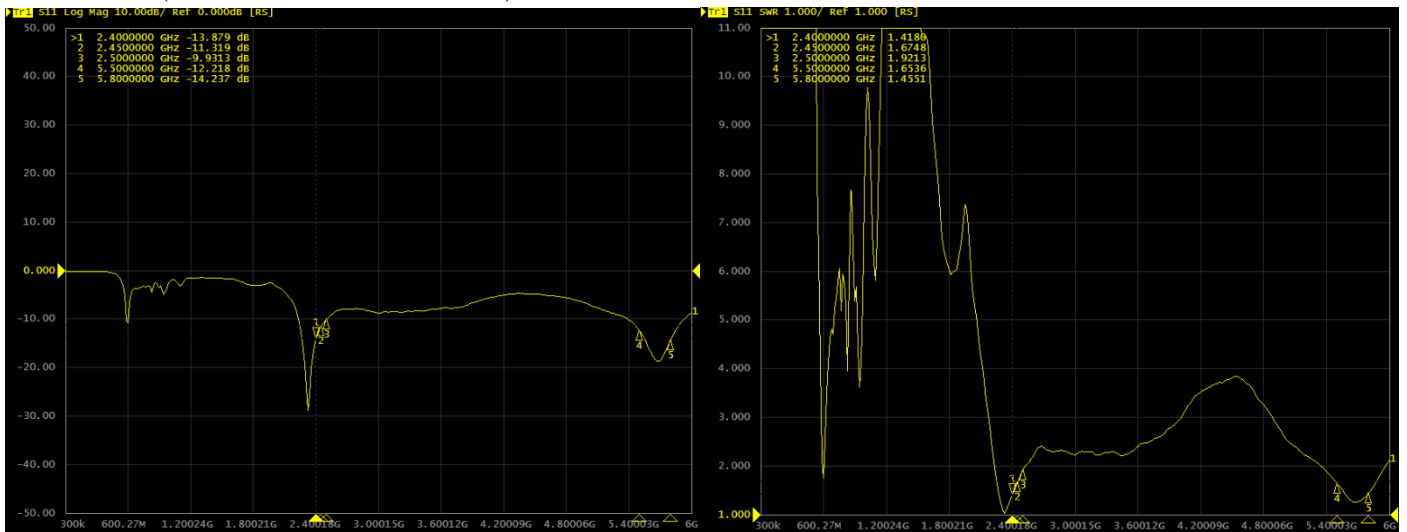
Material:		Treatment:		竣茂工業有限公司 Chinmore Industry CO .LTD		
Drawer	Design	Aprov	Tolerance	Unit: mm		TITLE
			X=±0.5	Ver: A	Scale 3:1	2.4G~5.8G RP SMA M 天線詳
			X=±0.2			Model NO
			X=±0.1			File NO: QR0402
			XXX=±0.05			Drawing NO 515-020


NO	DESCRIPTION	MATERIAL / FINISH	Q'TY
Part NO	EM-B17.0X76.5-618L		

Frequency (MHz)	Return Loss (dB)	VSWR	Efficiency (%)	GAIN (dB)
2400	-13.87	1.41	83.95	1.92
2450	-11.31	1.67	80.54	1.93
2500	-9.93	1.92	67.92	1.58
5500	-12.21	1.65	40.93	2.91
5800	14.23	1.45	26.92	0.57

### Test Data (Return Loss & VSWR)

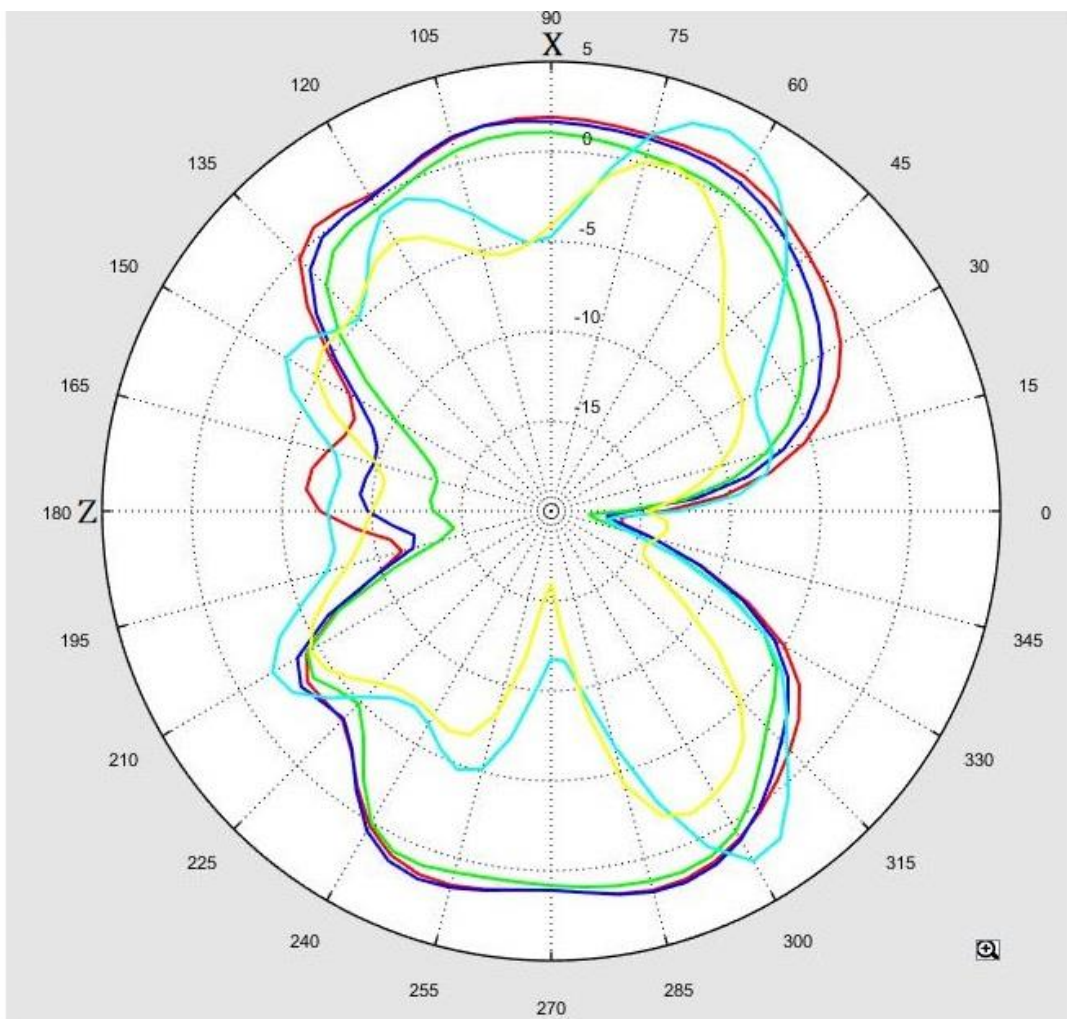


### 3D Test Photo

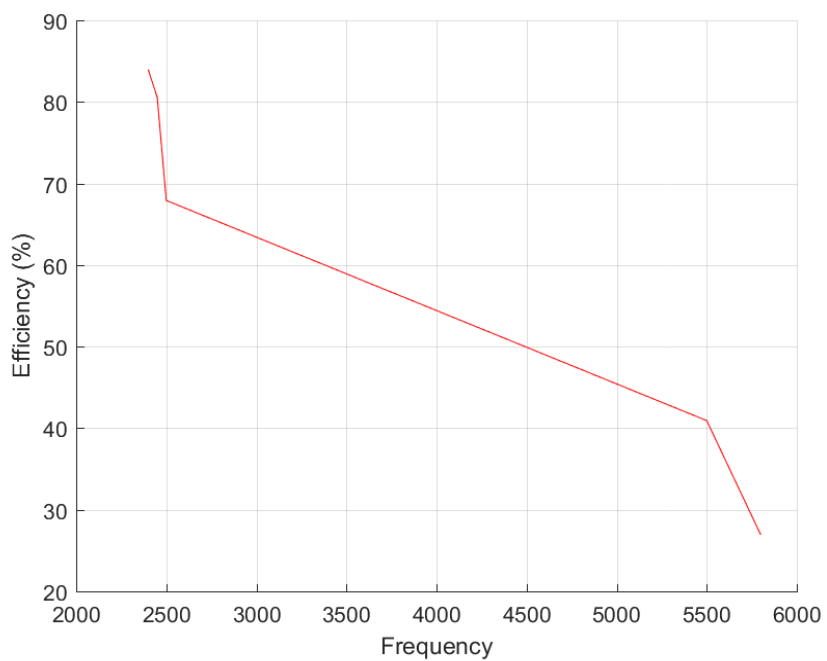


# 3D Test Data

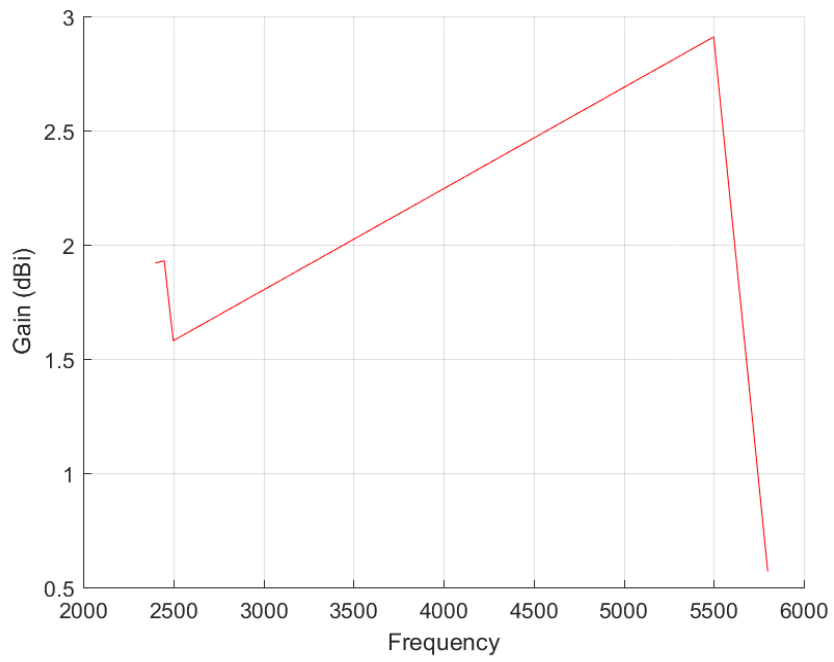
Freq. / Chan.	Color
2.4GHz	Red
2.45GHz	Blue
2.5GHz	Green
5.5GHz	Cyan
5.8GHz	Yellow



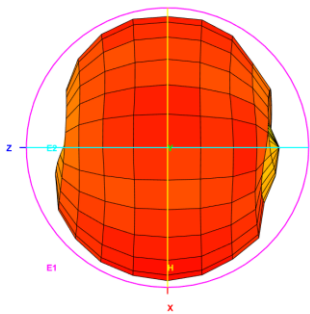
Total\_Efficiency (%)



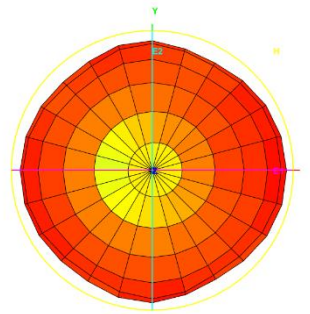
# Total\_Gain (dBi)



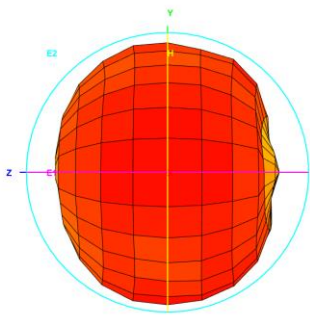
Total\_3D\_Top View\_2.4GHz



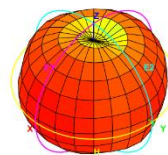
Total\_3D\_Front View\_2.4GHz



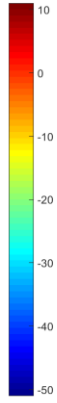
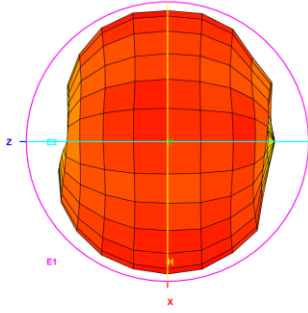
Total\_3D\_Left View\_2.4GHz




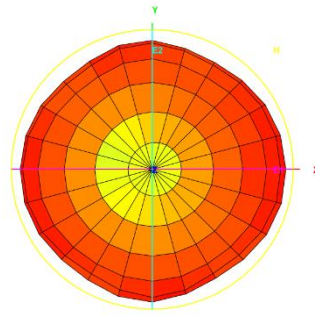
Total\_3D\_Side View 1\_2.4GHz




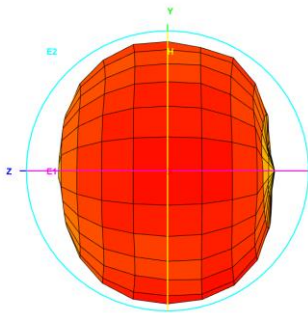
Total\_3D\_Top View\_2.45GHz




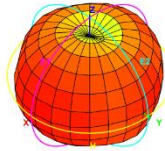
Total\_3D\_Front View\_2.45GHz



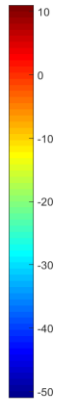
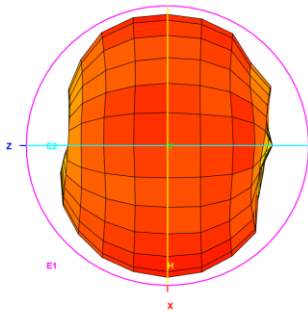
Total\_3D\_Left View\_2.45GHz




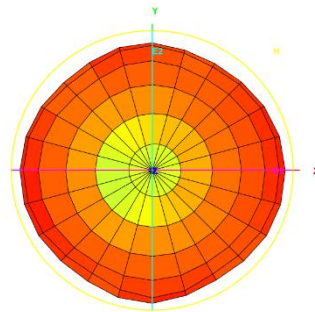
Total\_3D\_Side View 1\_2.45GHz




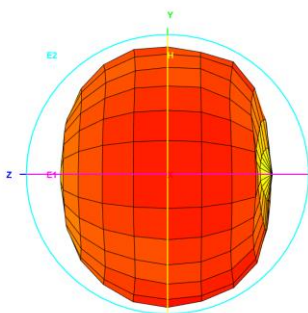
Total\_3D\_Top View\_2.5GHz




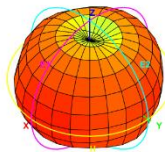
Total\_3D\_Front View\_2.5GHz



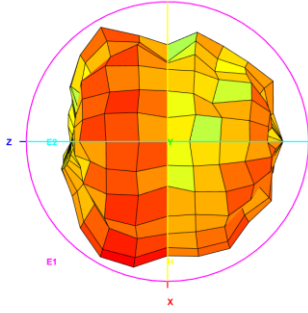
Total\_3D\_Left View\_2.5GHz



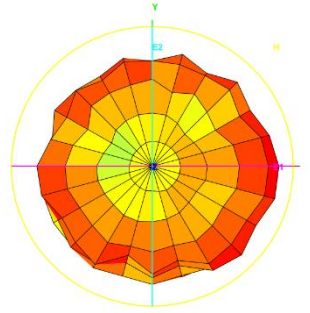
Total\_3D\_Side View 1\_2.5GHz



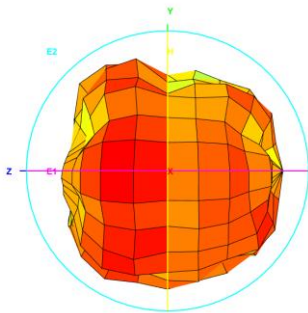
Total\_3D\_Top View\_5.5GHz



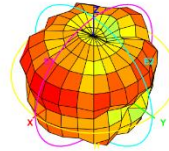
Total\_3D\_Front View\_5.5GHz



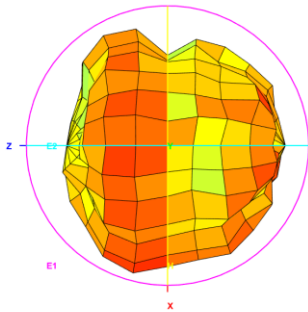
Total\_3D\_Left View\_5.5GHz



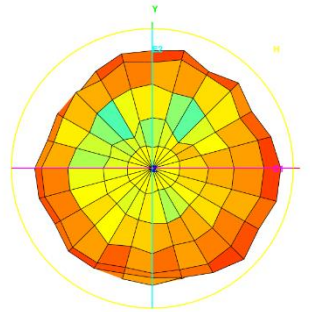
Total\_3D\_Side View 1\_5.5GHz



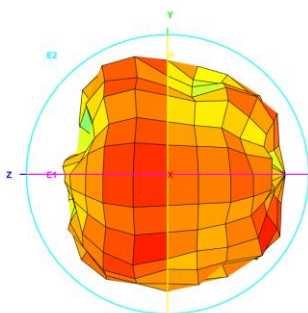
Total\_3D\_Top View\_5.8GHz



Total\_3D\_Front View\_5.8GHz



Total\_3D\_Left View\_5.8GHz



Total\_3D\_Side View 1\_5.8GHz

